

Oak Street Council SSA Balance Sheet

As of December 31, 2025

	Total
ASSETS	
Current Assets	
Bank Accounts	
WINTRUST SSA BANKS	
Wintrust -SSA Savings	15,154.67
Wintrust - SSA Operating	776.83
Total WINTRUST SSA BANKS	\$ 15,931.50
Total Bank Accounts	\$ 15,931.50
Accounts Receivable	
Accounts Receivable	0.00
Total Accounts Receivable	\$ 0.00
Other Current Assets	
Total Other Current Assets	\$ 0.00
Total Current Assets	\$ 15,931.50
TOTAL ASSETS	\$ 15,931.50
LIABILITIES AND EQUITY	
Liabilities	
Current Liabilities	
Accounts Payable	
Accounts Payable	86,456.33
Total Accounts Payable	\$ 86,456.33
Total Current Liabilities	\$ 86,456.33
Total Liabilities	\$ 86,456.33
Equity	
Net Assets - SSA 75	184,474.00
Opening Bal Equity	-0.05
Retained Earnings	-55,392.52
Net Income	-199,606.26
Total Equity	-\$ 70,524.83
TOTAL LIABILITIES AND EQUITY	\$ 15,931.50

OAK STREET COUNCIL SSA
Budget vs. Actual

	TOTAL		
	Jan - Dec 25	2025 Budget	% of Budget
Ordinary Income/Expense			
Income			
Interest Income	129.99		100.0%
Carry Over Funds		50,000.00	0.0%
SSA Tax Revenue			
2024 Revenue (2023 Tax Year)	45.53		
2025 Revenue (2024 Tax Year)	218,235.76	423,360.00	51.55%
Total SSA Tax Revenue	<u>218,281.29</u>	<u>473,360.00</u>	<u>46.11%</u>
Total Income	<u>218,411.28</u>	<u>473,360.00</u>	<u>46.14%</u>
Gross Profit	218,411.28	473,360.00	46.14%
Expense			
SSA Management			
Liability/Property Insurance		1,000.00	0.0%
SSA Management	35,750.00	36,000.00	99.31%
IT Monitoring Services	719.27	800.00	89.91%
Monitoring/Compliance	510.12	1,500.00	34.01%
SSA Bank Account Fees		500.00	0.0%
Subscription/Dues	650.88	2,000.00	32.54%
Commission Meetings/Trainings	150.40	750.00	20.05%
Conferences & Training		500.00	0.0%
Postage			0.0%
Office Printing			0.0%
Office Supplies			0.0%
Bookkeeping	9,267.71	8,000.00	115.85%
SSA Audit	4,590.00	5,000.00	91.8%
SSA Annual Report		3,000.00	0.0%
Total SSA Management	<u>51,638.38</u>	<u>59,050.00</u>	<u>87.45%</u>
Public Health And Safety Programs			
Security Patrol Services	55,638.84	70,000.00	79.48%
Safety Barriers	4,080.00		100.0%
Safety Improvement Prgram-Rebates		1,000.00	0.0%
Public Way Cameras&Maintenance			0.0%
Total Public Health And Safety Programs	<u>59,718.84</u>	<u>71,000.00</u>	<u>84.11%</u>
Economic & Business Development			
Economic Impact			0.0%
Security Amenity Plannng			
Strategic Planning		650.00	0.0%
Master Planning	45,589.03	40,000.00	113.97%
Placemaking Planning			0.0%
Total Economic & Business Development	<u>45,589.03</u>	<u>40,650.00</u>	<u>112.15%</u>
Public Way Aesthetics			
City Permits	175.00	160.00	
Hanging Baskets		30,000.00	
Snow Removal	17,290.00	25,000.00	69.16%
Sidewalk Maintenance - Materials and Supplies			0.0%
Sidewalk Maintenance - Service Contract	25,730.00	27,300.00	94.25%
Sidewalk Pressure Washing			0.0%
Streetcape Elements	3,594.69		100.0%
Landscaping	106,588.72	66,200.00	161.01%
Total Public Way Aesthetics	<u>153,378.41</u>	<u>148,660.00</u>	<u>103.17%</u>
Customer Attraction			
Special events	950.00	5,000.00	19.0%
Holiday Decorations	52,252.50	94,000.00	55.59%
Social Media Management			0.0%
Print Materials	1,397.50	5,000.00	27.95%
Media Relations			0.0%
Tourism	51,000.00	31,000.00	164.52%
Website	2,092.88	19,000.00	11.02%
Total Customer Attraction	<u>107,692.88</u>	<u>154,000.00</u>	<u>69.93%</u>
Total Expense	<u>418,017.54</u>	<u>473,360.00</u>	<u>88.31%</u>
Net Ordinary Income	<u>-199,606.26</u>	0.00	100.0%
Net Income	<u>-199,606.26</u>	<u>0.00</u>	<u>100.0%</u>

Oak Street Council SSA
Profit and Loss by Class
January - December 2025

	01 - SSA
Income	
Advertising Credit	
Interest Income	129.99
SSA Tax Revenue	
2024 Revenue (2023 Tax Year)	45.53
2025 Revenue (2024 Tax Year)	218,235.76
Total SSA Tax Revenue	\$ 218,281.29
Total Income	\$ 218,411.28
Gross Profit	\$ 218,411.28
Expenses	
Customer Attraction	
Holiday Decorations	52,252.50
Print Materials	1,397.50
Special Events	950.00
Tourism	51,000.00
Website	2,092.88
Total Customer Attraction	\$ 107,692.88
Economic & Business Development	
Master Planning	45,589.03
Total Economic & Business Development	\$ 45,589.03
Public Health and Safety Programs	
Security Patrol Services	55,638.84
Street Barriers	4,080.00
Total Public Health and Safety Programs	\$ 59,718.84
Public Way Aesthetics	
City Permits	175.00
Landscaping	106,588.72
Sidewalk Maintenance-Service Contract	25,730.00
Snow Removal	17,290.00
Streetscape Elements	3,594.69
Total Public Way Aesthetics	\$ 153,378.41
SSA Management	
Bookkeeping	9,267.71
Commission Meetings/Trainings	150.40
IT Monitoring Services	719.27
Monitoring/Compliance	510.12
SSA Audit	4,590.00
SSA Management	35,750.00
Subscriptions/Dues	650.88
Total SSA Management	\$ 51,638.38
Total Expenses	\$ 418,017.54
Net Operating Income	-\$ 199,606.26
Net Income	-\$ 199,606.26

Oak Street Council SSA
Profit and Loss by Class
December 2025

	01 - SSA
Income	
Interest Income	1.58
Total Income	\$ 1.58
Gross Profit	\$ 1.58
Expenses	
Customer Attraction	
Special Events	750.00
Tourism	425.00
Website	127.79
Total Customer Attraction	\$ 1,302.79
Public Health and Safety Programs	
Security Patrol Services	5,771.84
Total Public Health and Safety Programs	\$ 5,771.84
Public Way Aesthetics	
Sidewalk Maintenance-Service Contract	2,150.00
Total Public Way Aesthetics	\$ 2,150.00
SSA Management	
Bookkeeping	878.94
SSA Management	3,000.00
Total SSA Management	\$ 3,878.94
Total Expenses	\$ 13,103.57
Net Operating Income	-\$ 13,101.99
Net Income	-\$ 13,101.99

#	Budget Category	2026 Official Budget (All Sources)	2025 Estimated Carryover	Non SSA Revenue	Approved Budget Reallocations	2026 Budget Reallocated	2026 Contracts Executed Through 1/9/2026			Uncommitted 2026 Budget	Services to be Contracted		2026 Budget Available
							Vendor Name	Service	\$ Amount		Contract Expires	Service	
1.00	Customer Attraction	\$125,000	\$0	\$0	\$0	\$125,000				\$125,000		\$125,000	
2.00	Public Way Aesthetics	\$112,035	\$0	\$0	\$0	\$112,035			\$112,035		BrightView-Landscaping	\$54,915	\$57,120
3.00	Sustainability and Public Places	\$0	\$0	\$0	\$0	\$0			\$0			\$0	
4.00	Economic and Business Development	\$32,763	\$0	\$0	\$0	\$32,763			\$32,763			\$32,763	
5.00	Public Health and Safety Programs	\$76,000	\$0	\$0	\$0	\$76,000			\$76,000			\$76,000	
6.00	SSA Management	\$63,530	\$0	\$0	\$0	\$63,530			\$63,530		The Lord Companies Almanza	\$20,450	\$37,080
7.00	Personnel	\$0	\$0	\$0	\$0	\$0			\$0			\$0	
Total		\$409,328	\$0	\$0	\$0	\$409,328						\$100,200	\$309,128

Oak Street Council SSA Cash Flow Forecast

Starting cash on hand

\$ 15,932.00

Starting date

Jan 2026

Cash minimum balance alert

\$ 2,000.00

	Jan 2026	Feb 2026	Mar 2026	Apr 2026	May 2026	Jun 2026	Jul 2026	Aug 2026	Sep 2026	Oct 2026	Nov 2026	Dec 2026	Total
Cash on hand (beginning of month)	\$ 15,932.00	\$ 17,404.00	\$ (1,603.00)	\$ (71,300.00)	\$ (98,397.00)	\$ (123,494.00)	\$ (144,091.00)	\$ (164,688.00)	\$ (185,285.00)	\$ (185,882.00)	\$ (26,479.00)	\$ (39,126.00)	

Cash Receipts

Tax Revenue (2025 Tax Levy)	\$ 150,000.00	\$ -	\$ -	\$ -	\$ -	\$ -	\$ -	\$ -	\$ -	\$ -	\$ -	\$ -	\$ 150,000.00
Tax Revenue (2026 Tax Levy)	\$ -	\$ -	\$ 15,000.00	\$ 189,000.00	\$ -	\$ -	\$ -	\$ -	\$ 20,000.00	\$ 185,000.00	\$ -	\$ -	\$ 409,000.00
Total Cash Receipts	\$ 150,000.00	\$ -	\$ -	\$ -	\$ -	\$ -	\$ -	\$ -	\$ 20,000.00	\$ 185,000.00	\$ -	\$ -	\$ 559,000.00
Total Cash Available	\$ 165,932.00	\$ 17,404.00	\$ (1,603.00)	\$ (71,300.00)	\$ (98,397.00)	\$ (123,494.00)	\$ (144,091.00)	\$ (164,688.00)	\$ (165,285.00)	\$ (882.00)	\$ (26,479.00)	\$ (39,126.00)	

Cash Paid Out

Management	\$ 6,000.00	\$ 3,000.00	\$ 3,090.00	\$ 3,090.00	\$ 3,090.00	\$ 3,090.00	\$ 3,090.00	\$ 3,090.00	\$ 3,090.00	\$ 3,090.00	\$ 3,090.00	\$ 3,090.00	\$ 39,900.00
Bookkeeping	\$ 650.00	\$ 650.00	\$ 650.00	\$ 650.00	\$ 650.00	\$ 650.00	\$ 650.00	\$ 650.00	\$ 650.00	\$ 650.00	\$ 700.00	\$ 700.00	\$ 7,900.00
Quickbooks Online Fee	\$ 125.00	\$ 125.00	\$ 125.00	\$ 125.00	\$ 125.00	\$ 125.00	\$ 125.00	\$ 125.00	\$ 125.00	\$ 125.00	\$ 125.00	\$ 125.00	\$ 1,500.00
Audit	\$ -	\$ -	\$ 1,000.00	\$ -	\$ 4,500.00	\$ -	\$ -	\$ -	\$ -	\$ -	\$ -	\$ -	\$ 5,500.00
Snow Removal (2025-2026)	\$ 16,500.00	\$ 6,500.00	\$ 6,500.00	\$ 6,500.00	\$ -	\$ -	\$ -	\$ -	\$ -	\$ -	\$ -	\$ -	\$ 36,000.00
Landscaping	\$ 15,400.00	\$ -	\$ -	\$ -	\$ -	\$ -	\$ -	\$ -	\$ -	\$ -	\$ -	\$ -	\$ 15,400.00
Landscaping 2026	\$ -	\$ -	\$ -	\$ 8,000.00	\$ 8,000.00	\$ 8,000.00	\$ 8,000.00	\$ 8,000.00	\$ 8,000.00	\$ 8,000.00	\$ -	\$ -	\$ 56,000.00
City Of Chicago-Special Landscaping 202	\$ 26,321.00	\$ -	\$ -	\$ -	\$ -	\$ -	\$ -	\$ -	\$ -	\$ -	\$ -	\$ -	\$ 26,321.00
Website	\$ 300.00	\$ 300.00	\$ 300.00	\$ 300.00	\$ 300.00	\$ 300.00	\$ 300.00	\$ 300.00	\$ 300.00	\$ 300.00	\$ 300.00	\$ 300.00	\$ 3,600.00
Litter Abatement	\$ 4,300.00	\$ 2,500.00	\$ 2,500.00	\$ 2,500.00	\$ 2,500.00	\$ 2,500.00	\$ 2,500.00	\$ 2,500.00	\$ 2,500.00	\$ 2,500.00	\$ 2,500.00	\$ 2,500.00	\$ 36,800.00
Mauge-Digital Ads	\$ 3,400.00	\$ -	\$ -	\$ -	\$ -	\$ -	\$ -	\$ -	\$ -	\$ -	\$ -	\$ -	\$ 3,400.00
HLSA Security	\$ 5,932.00	\$ 5,932.00	\$ 5,932.00	\$ 5,932.00	\$ 5,932.00	\$ 5,932.00	\$ 5,932.00	\$ 5,932.00	\$ 5,932.00	\$ 5,932.00	\$ 5,932.00	\$ 5,932.00	\$ 71,184.00
Ateema-Digital Ads	\$ 20,000.00	\$ -	\$ -	\$ -	\$ -	\$ -	\$ -	\$ -	\$ -	\$ -	\$ -	\$ -	\$ 20,000.00
Holiday Decorations 2025	\$ 49,600.00	\$ -	\$ 49,600.00	\$ -	\$ -	\$ -	\$ -	\$ -	\$ -	\$ -	\$ -	\$ -	\$ 99,200.00
Subtotal	\$ 148,528.00	\$ 19,007.00	\$ 69,697.00	\$ 27,097.00	\$ 25,097.00	\$ 20,597.00	\$ 20,597.00	\$ 20,597.00	\$ 20,597.00	\$ 20,597.00	\$ 12,647.00	\$ 12,647.00	\$ 422,705.00

WINTRUST BANK®

9801 W. Higgins, Box 32, Rosemont, IL 60018

33673 TWS380WR010126032900 01 000000000 47 002



OAK STREET COUNCIL
111 E OAK ST
CHICAGO IL 60611-1202

Last Statement: November 30, 2025
Statement Ending: December 31, 2025
Page: 1 of 1

Customer Service



Customer Support:
312-291-2900



Branch Hours of Operation:
Mon-Fri 9:00 am - 5:00 pm
Saturday 9:00 am - 1:00 pm

Customer Contact Center Hours:
Mon - Fri 7:00 am - 8:00 pm
Saturday 7:00 am - 5:00 pm



Access Your Account Online:
www.wintrustbank.com

BUSINESS SAVINGS

Account Number: XXXXXX4801

Balance Summary

Beginning Balance as of 12/01/25	\$20,153.09
+ Deposits and Credits (1)	\$1.58
- Withdrawals and Debits (2)	\$5,000.00
Ending Balance as of 12/31/25	\$15,154.67
Analysis or Maintenance Fees for Period	\$0.00
Number of Days in Statement Period	31

Earnings Summary

Interest for Period Ending 12/31/25	\$1.58
Interest Paid Year to Date	\$129.99
Annual Percentage Yield (APY)	0.10%
Number of Days for APY	31
Average Balance for APY	\$18,588.57

Transaction Detail

Date	Description	Deposits	Withdrawals	Balance
Dec 01	Beginning Balance			\$20,153.09
Dec 22	CASH MGMT TRSFR DR REF 3551309L FUNDS TRANSFER TO DEP XXXXXX5242 FROM		-\$3,500.00	\$16,653.09
Dec 23	CASH MGMT TRSFR DR REF 3571517L FUNDS TRANSFER TO DEP XXXXXX5242 FROM		-\$1,500.00	\$15,153.09
Dec 31	INTEREST CREDIT	\$1.58		\$15,154.67
Dec 31	Ending Balance			\$15,154.67



33673 0102650 0001-0001 0000000000000000

A/P Aging Summary Report

Oak Street Council

As of January 9, 2026

VENDOR	CURRENT	1 - 30	31 - 60	61 - 90	91 AND OVER	TOTAL
Ateema Media & Marketing		18,750.00				18,750.00
Big Buzz Idea Group		653.00				653.00
Brightview Landscapes LLC		16,500.00		7,725.00	7,725.00	31,950.00
City of Chicago	26,321.32					26,321.32
Clean Slate	2,150.00	2,150.00				4,300.00
HLSA INC Security		4,753.28	3,777.16			8,530.44
Illuminight Lighting, Inc.				31,750.00		31,750.00
LoDestro Construction			4,080.00			4,080.00
Mauge	425.00					425.00
MKSK, Inc.			2,320.89			2,320.89
The Lord Companies, LLC.	3,000.00	3,000.00				6,000.00
TOTAL	31,896.32	45,806.28	10,178.05	39,475.00	7,725.00	\$135,080.65

WINTRUST BANK®

9801 W. Higgins, Box 32, Rosemont, IL 60018


16618 TWS380WR010126032900 01 000000000 47 003




OAK STREET COUNCIL
SSA
111 E OAK ST
CHICAGO IL 60611-1202


Last Statement: November 30, 2025
Statement Ending: December 31, 2025
Page: 1 of 2

Customer Service

 **Customer Support:**
312-291-2900

 **Branch Hours of Operation:**
Mon-Fri 9:00 am - 5:00 pm
Saturday 9:00 am - 1:00 pm

Customer Contact Center Hours:
Mon - Fri 7:00 am - 8:00 pm
Saturday 7:00 am - 5:00 pm

 **Access Your Account Online:**
www.wintrustbank.com

16618 0055407 0001-0002 0000000000000000

ENTREPRENEUR CHECKING
Account Number: XXXXXX5242

We are committed to delivering excellent service to our clients. Effective January 1, 2026, due to recent changes and rising costs, hard token fees will be increasing from \$3.50 to \$5.00. This includes a new fee for wire hard tokens. Please contact your Relationship Manager or Treasury Management Officer with any questions. We value your business and appreciate your understanding.

Balance Summary

Beginning Balance as of 12/01/25	\$4,333.56
+ Deposits and Credits (2)	\$5,000.00
- Withdrawals and Debits (9)	\$8,556.73
Ending Balance as of 12/31/25	\$776.83
Analysis or Maintenance Fees for Period	\$0.00
Number of Days in Statement Period	31

Debits

Date	Description	Subtractions
Dec 01	POS PURCHASE MERCHANT PURCHASE TERMINAL 15270215 Google Workspace_o akst Mountain CA 12-01-25 12:00 AM XXXXXXXXXXXXX2992	-\$16.80
Dec 03	POS PURCHASE MERCHANT PURCHASE TERMINAL 75428175 WEB APP CLOUDS MULLICA H NJ 12-01-25 12:00 AM XXXXXXXXXXXXX2992	-\$100.00
Dec 04	POS PURCHASE MERCHANT PURCHASE TERMINAL 75418235 WEB*NETWORKSOLUTIO NS JACKSONVI FL 12-03-25 12:00 AM XXXXXXXXXXXXX2992	-\$10.99
Dec 10	PREAUTHORIZED DEBIT INTUIT * QBooks Onl 251210 3217337	-\$125.35
Dec 15	ELECTRONIC BILL PAY ZBX1RZJJ CAROLYN SPARKS 2368408	-\$750.00
Dec 15	ELECTRONIC BILL PAY 3BQ1OZ8J BIG BUZZ IDEA GROU 2368408	-\$753.59
Dec 15	ELECTRONIC BILL PAY 5B71QZ8J CARA 2368408	-\$2,150.00
Dec 22	PREAUTHORIZED DEBIT 1905 NEW MEDIA SALE 251222	-\$3,400.00





Account Number:
Statement Date:
Page :

XXXXXX5242
12/31/2025
2 of 2

9801 W. Higgins, Box 32, Rosemont, IL 60018

Debits (Continued)

Date	Description	Subtractions
Dec 24	PREAUTHORIZED DEBIT CONCIERGE PREFER SALE 251224	-\$1,250.00

Credits

Date	Description	Additions
Dec 22	CASH MGMT TRSFR CR REF 3551309L FUNDS TRANSFER FRM DEP XXXXXX4801 FROM	\$3,500.00
Dec 23	CASH MGMT TRSFR CR REF 3571517L FUNDS TRANSFER FRM DEP XXXXXX4801 FROM	\$1,500.00

Daily Balances

Date	Balance	Date	Balance	Date	Balance	Date	Balance
Nov 30	\$4,333.56	Dec 04	\$4,205.77	Dec 15	\$426.83	Dec 23	\$2,026.83
Dec 01	\$4,316.76	Dec 10	\$4,080.42	Dec 22	\$526.83	Dec 24	\$776.83
Dec 03	\$4,216.76						

16618 0055409 0002-0002 000000000000000000



A/P Aging Summary Report

Oak Street Council

As of December 31, 2025

VENDOR	CURRENT	1 - 30	31 - 60	61 - 90	91 AND OVER	TOTAL
Ateema Media & Marketing		18,750.00				18,750.00
Brightview Landscapes LLC			7,725.00	7,725.00		15,450.00
Clean Slate		2,150.00				2,150.00
HLSA INC Security	679.04	6,493.32	1,358.08			8,530.44
Illuminight Lighting, Inc.				31,750.00		31,750.00
LoDestro Construction			4,080.00			4,080.00
Mauge	425.00					425.00
MKSK, Inc.		2,320.89				2,320.89
The Lord Companies, LLC.		3,000.00				3,000.00
TOTAL	1,104.04	32,714.21	13,163.08	39,475.00		\$86,456.33